

Marketing Material
For Professional Investors Only



Market Neutral Opportunities in Europe.

Systematic Equity Team - Emmanuel Hauptmann, Valentin Betrix,
Nicolas Jamet, Tian Guo, Louis-Alexandre Piquet

October 2024

ram ai

Conviction in Fundamentals.
Powered by Technology.

After years of outflows from active directional and market neutral funds in Europe, market inefficiencies abound, particularly in small and mid-cap segments. The concentration of investors in passive investments and European mega-caps leaves a wide array of attractive stock-picking opportunities underappreciated. After a strong start to the year for market neutral investment approaches, we believe the opportunity set remains very compelling.

● The Normalisation of Rates Leads to the Repricing of Shorts

While the zero-rate environment and quantitative easing had led to easy financing of many unprofitable companies, boosting inflows into speculative stocks, the rate normalisation of the last two years is leading to a re-pricing of low-quality firms in 2024. Slower growth expectations and more expensive refinancing lead investors to question the sustainability of high valuations for many growth stocks.

In this context, we see our short single name strategies deliver strong alpha, names we short strongly underperforming the MSCI Europe index.

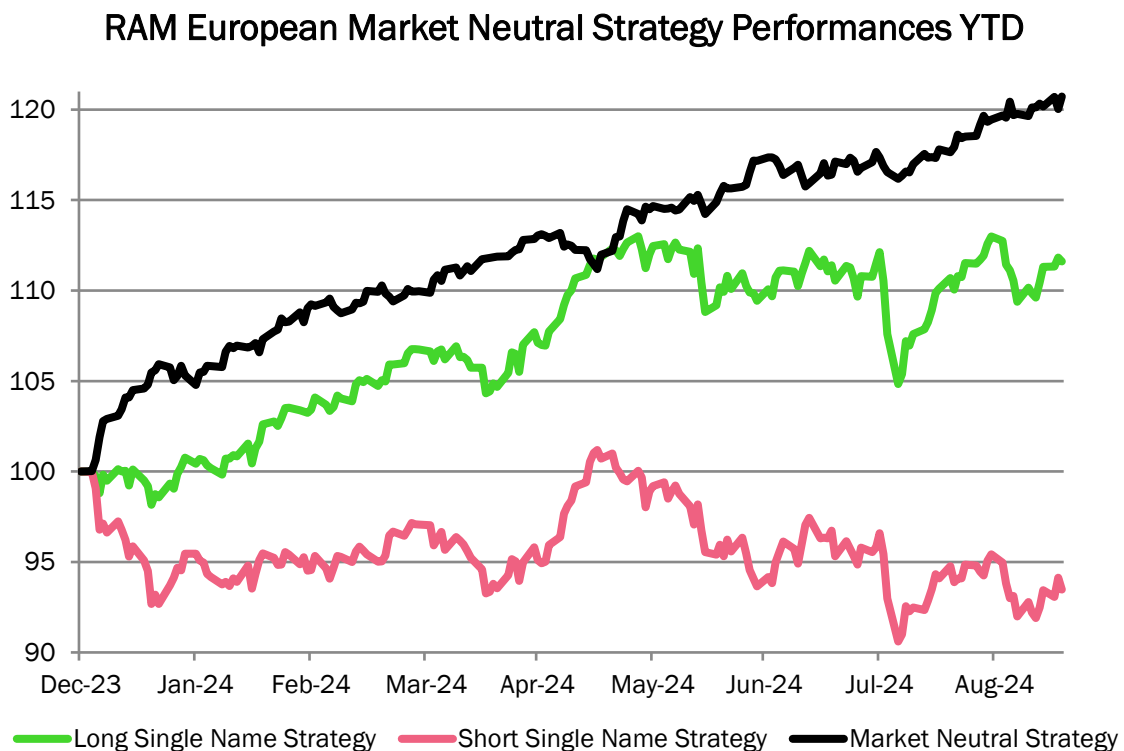


Figure 1. Source: RAM Active Investments, data as of 18.09.2024.

● Dispersion of Valuations Remains Elevated

2023 ended with a significant level of valuation dispersion in Europe, with a high spread in the valuation of companies across the continent. It was particularly evident in the small and mid-cap stock universes, which were, in many ways, left behind by the flows towards passive investments in the last years.

We still witness a high spread of valuations across companies in Europe, with value opportunities abounding. The spread of Earnings Yield between top and bottom quintile valuation names is currently around 12.5%, at levels comparable to 2001 or 2010, after which we saw historically strong valuation convergence and performance of fundamental market neutral approaches. We would argue that the concentration of investors into passive and the large outflows from market neutral asset classes have left very few players actively playing these relative value opportunities (outside of mega-caps), explaining the current high degree of market inefficiency.

The phenomenon is not limited to European markets. An analysis of current valuation-led inefficiencies in the US is documented in [‘The Less-Efficient Market Hypothesis’](#) recently published by Clif Asness at AQR Capital Management,LLC.

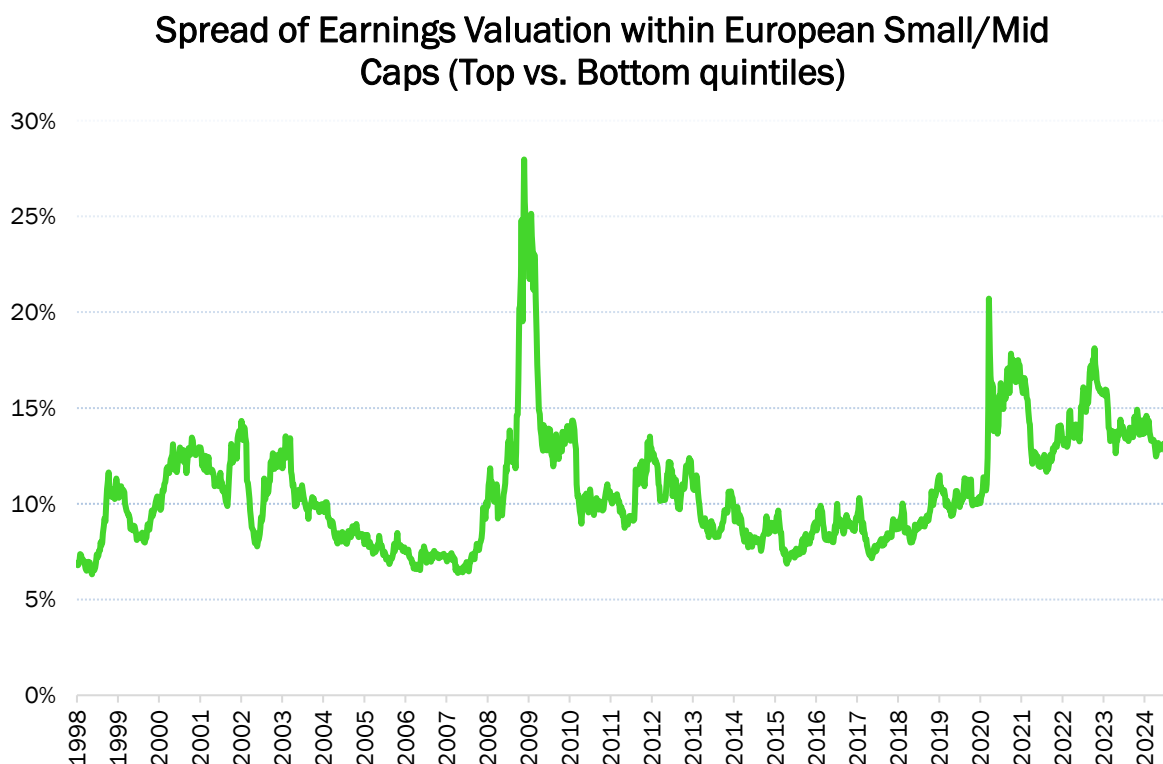


Figure 2. Source: RAM Active Investments, Factset Fundamentals, data as of 18.09.2024.

● Low Levels of Shorting in Europe Still

We think that part of the explanation for the current heightened inefficiency in European markets lies in the historically low presence of single name short-sellers. After the repeated short coverings we observed since COVID-19 and the retail speculative attacks on shorts since then (see [The Short Tantrum](#)), many hedge funds have capitulated on single name short selling.

Despite the strong performance of fundamentally-led single name shorts since the beginning of the year, the level of short-selling in the market remains historically low. Bank of America estimates that current balances on short single names are just around 1.4% of the European market capitalisation (cf. fig. 2), when it previously hovered between 2-3%.



Figure 3. Source: Bank of America Short Analytics, Markit, Bloomberg, data as of 31.08.2024

● Enhancements of RAM Market Neutral Strategy since COVID-19

Our research team has worked hard in recent years to look for robust ways to enhance the risk-adjusted returns of our Market Neutral strategy. Our objective was to make the strategy more immune to large adverse exogenous, unpredictable shocks like COVID-19 and Pfizer's vaccine announcements in 2020.

● Frequency Diversification

Since 2021, we have diversified frequencies in our market neutral strategies. We deployed statistical arbitrage engines exploiting short-term price-based inefficiencies, typically with a daily horizon, complementing our longer-term investment strategies and increasing our long-term Sharpe objective.

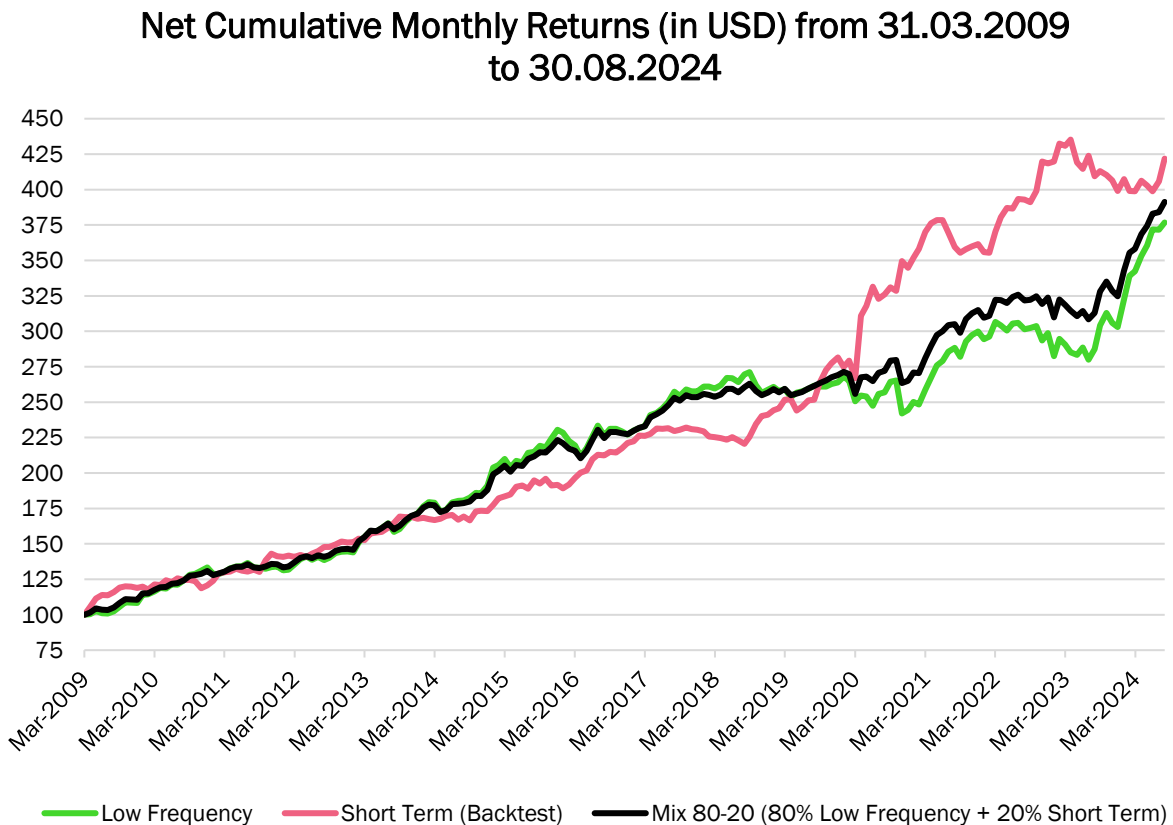


Figure 4. Net cumulative performance (in USD) of RAM AI's low-frequency, short-term and combined long-short European strategies. Source: RAM Active Investments.

	Return	Volatility	Sharpe Ratio	Downside Volatility	Ratio Return to Downside Volatility	Max Drawdown	Max Drawdown Trough Date	One-way Monthly Turnover (%/NAV)
Low Frequency	8.92%	7.56%	1.18	7.35%	1.21	-10.74%	11/30/2020	80%
Mid Frequency	9.66%	7.65%	1.26	4.26%	2.26	-8.37%	3/29/2024	370%
Mix 80-20	9.07%	6.11%	1.48	5.26%	1.73	-5.75%	3/31/2020	138%

Figure 5. Annualised Descriptive statistics (based on USD returns) of RAM AI's low-frequency, short-term and combined long-short European strategies.

● Tail Risk Minimisation

After the COVID-19 tail events, we developed a custom tail optimisation process that minimises the correlation risk in tail events for the strategy's current model portfolio. This process mitigates the portfolio's momentum and style biases to minimise the downside in extreme market conditions.

The optimised book is, hence, more resilient to adverse rotational shocks like the ones experienced during COVID-19, which enhances our Sharpe ratio over the long run and reduces the expected maximum drawdown for the strategy.

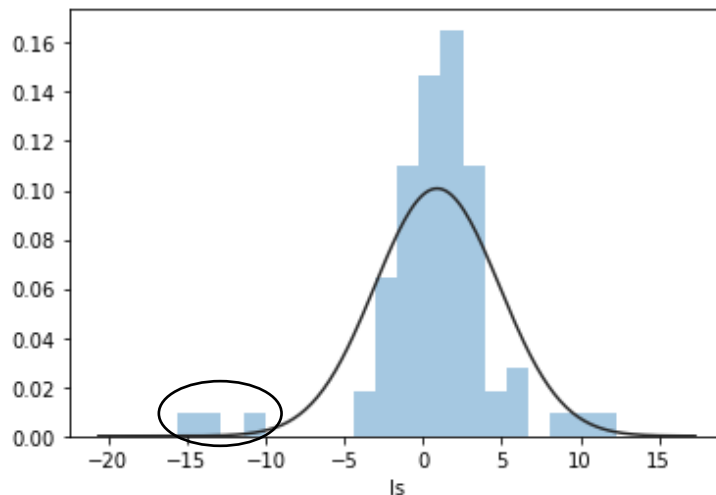


Figure 6: Left tail in the return profile of a long/short momentum strategy.

● New Sentiment Inputs

Since 2020, we have strongly broadened the scope of information we have on stocks by integrating new unstructured text inputs into our return prediction models.

In recent years, there has been an incredible surge in the development of new Large Language Models (LLMs) in the open-source space. Some of these models are very good while being small enough to be fine-tuned on our own compute infrastructure. We fine-tune these into expert models to extract more valuable insights from news-flow on companies and earnings announcement transcripts.

There are thousands of news on the stocks in our investable universe every day and being able to get the information from these news systematically into our process is a strong value-add. Our investment process can integrate these news days before analysts revise revenue or earnings estimates on the stocks, so it helps us integrate the information from new events on companies much faster (product announcements, guidance, management change, etc.).

We also use LLMs to extract information from earnings announcement transcripts and from Q&A sessions with analysts. The sentiment of analysts and management during the Q&A often carries more information than the presentation, which is often very 'polished.'

● Long-Term Alpha Capture

The COVID-19 pandemic led to a bubble in certain segments of the growth universe, driven by easy financing and elevated growth expectations. This environment significantly impacted fundamental-based market neutral strategies but has also created new opportunities within the asset class. We believe we are now seeing signs of a market reversal, and that over the long term, market neutral strategies will offer strong risk-adjusted returns and important diversification in a concentrated market.

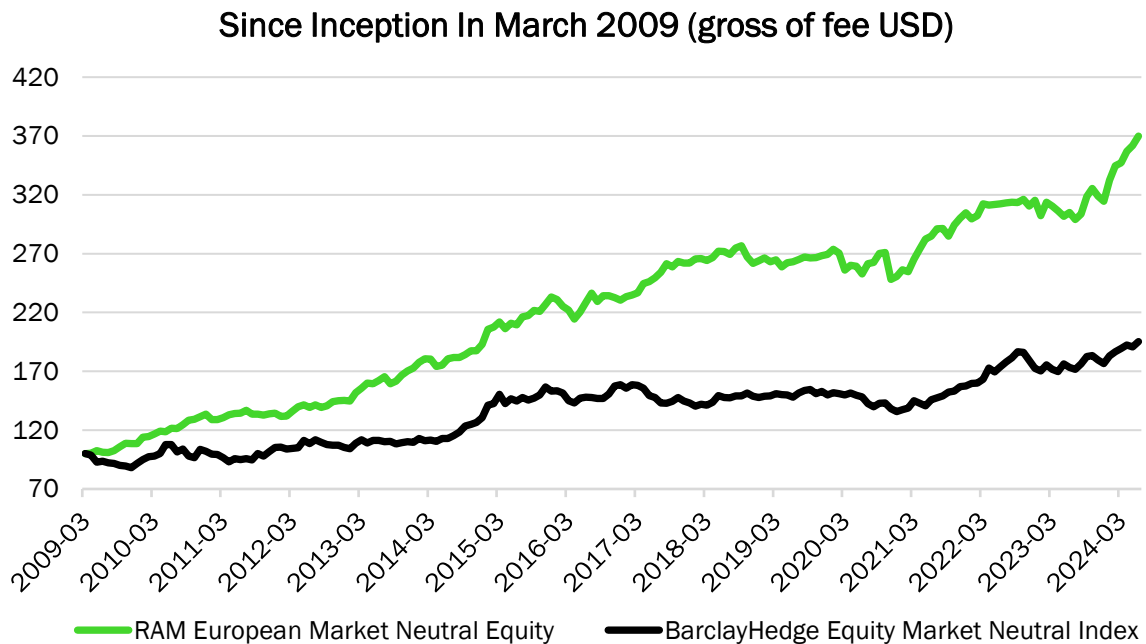


Figure 7. Source: RAM Active Investments, Bloomberg Fundamentals, data as of 30.08.2024.

The strategy combination of steady annualised returns and low volatility offers investors a compelling risk-reward profile (in USD).

Statistics Since Inception	RAM European Market Neutral Equity
Annualised Return (USD)	8.90%
Annualised Volatility	7.20%
Max Drawdown	-10.30%
Sharpe Ratio	1.06
Sortino Ratio	1.20
Calmar Ratio	1.15

Figure 8. Source: RAM Active Investments, FactSet Fundamentals, data as of 30.08.2024.

Over the long-term, the non-linear interaction of fundamental, technical, liquidity and alternative inefficiencies on the stocks we trade helps us capture strong fundamental long and short opportunities with optimal timing.

Fundamental	Fund Long	Fund Short	Index
Dividend yield	3.89%	2.60%	3.36%
Free cash flow yield	7.59%	-0.22%	4.77%
Price/book	1.6	2.25	1.87
Price/earnings	12.13	16.86	15.36
Return on equity	16.41%	13.09%	18.59%

Fig. 9 Source: RAM Active Investments, Factset Fundamentals, data as of 30.08.2024.

The strategy has achieved a 7.85% alpha since inception, highlighting its capacity to produce returns that are independent of market trends. With near-zero beta and a negative capture ratio, the strategy offers a solution for investors looking for performance that is uncorrelated to the market.

Statistics Since Inception (in USD)	RAM European Market Neutral Equity
Alpha	7.85%
Beta (MSCI Europe)	-0.02

Fig. 10 Source: RAM Active Investments, Factset Fundamentals, data as of 30.08.2024.

Disclaimer

Important Information:

RAM (LUX) Systematic Funds – European Market Neutral Equity Fund is a Sub-Fund of RAM (Lux) Systematic Funds, a Luxembourg SICAV with registered office: 14, Boulevard Royal L-2449 Luxembourg, approved by the CSSF and constituting a UCITS (Directive 2009/65/EC). Mediobanca Management Company S.A. 2 Boulevard de la Foire 1528, Luxembourg, Grand Duchy of Luxembourg is the Management Company.

The information and analyses contained in this document are based on sources deemed to be reliable. However, RAM Active Investments S.A. cannot guarantee that said information and analyses are up-to-date, accurate or exhaustive, and accepts no liability for any loss or damage that may result from their use. All information and assessments are subject to change without notice.

This document has been drawn up for information purposes only. It is neither an offer nor an invitation to buy or sell the investment products mentioned herein and may not be interpreted as an investment advisory service. It is not intended to be distributed, published or used in a jurisdiction where such distribution, publication or use is forbidden, and is not intended for any person or entity to whom or to which it would be illegal to address such a document. In particular, the investment products are not offered for sale in the United States or its territories and possessions, nor to any US person (citizens or residents of the United States of America). The opinions expressed herein do not take into account each customer's individual situation, objectives or needs. Customers should form their own opinion about any security or financial instrument mentioned in this document. Prior to any transaction, customers should check whether it is suited to their personal situation, and analyse the specific risks incurred, especially financial, legal and tax risks, and consult professional advisers if necessary.

The Sub-Fund is registered for distribution in: AT, DE, BE, CH, DK, ES, FI, FR, GB, IT, NL, LUX, NO, SE, PT, SG. Not all share classes in the Sub-Fund are registered in all countries.

Note to investors domiciled in Singapore: shares of the Sub-Fund offered in Singapore are restricted schemes under the Sixth Schedule to the Securities and Futures (Offers of Investments) (Collective Investment Schemes) Regulations of Singapore.

There is no guarantee that the holdings shown will be held in the future. The investment described concerns the acquisition of shares in the Sub-Fund and not in a specific underlying asset. Past performance is not a guide to current or

future results. There is no guarantee to get back the full amount invested. The performance data do not take into account fees and expenses charged on subscription and redemption of shares nor any taxes that may be levied.

The Management Company may decide to terminate the marketing arrangement in place in any given country in accordance with Article 93a of Directive 2009/65/EC.

Leverage intensifies the risk of potential increased losses or returns. Changes in exchange rates may cause the NAV per share in the investor's base currency to fluctuate.

Please refer to the Key Information Document and prospectus with special attention to the risk warnings before investing. For further information on ESG, please refer to <https://www.ram-ai.com/en/regulatory-information> and the relevant Sub-Fund webpage. The prospectus, constitutive documents and financial reports are available in English and French while KIDs are available in the relevant local languages. These documents can be obtained, free of charge, from the SICAVs' and Management Company's head office and www.ram-ai.com, its representative and distributor in Switzerland, RAM Active Investments S.A. and the relevant local representatives in the distribution countries.

This marketing document has not been approved by any financial Authority. A summary of Investors' rights is available on: <https://www.ram-ai.com/en/regulatory-information>

This document is strictly confidential and addressed solely to its intended recipient; its reproduction and distribution are prohibited. It has not been approved by any financial Authority. Issued in Switzerland by RAM Active Investments S.A. (Rue du Rhône 8 CH-1204 Geneva) which is authorised and regulated in Switzerland by the Swiss Financial Market Supervisory Authority (FINMA). Issued in the European Union and the EEA by the authorised and regulated Management Company, Mediobanca Management Company S.A., 2 Boulevard de la Foire 1528 Luxembourg, Grand Duchy of Luxembourg. The source of the above-mentioned information (except if stated otherwise) is RAM Active Investments and the date of reference is the date of this document.

No part of this document may be copied, stored electronically or transferred in any way, whether manually or electronically, without the prior agreement of RAM Active Investments S.A. and Mediobanca Management Company S.A.